



DenTag®



101%
italian
Quality



- 1** Sonde · Explorers · Explorateurs · Sondas
Sonde parodontali millimetrata · Periodontal pocket probes
Sondes parodontales graduées · Sondas periodontales milimetradas
- 2** Strumenti per trattamenti canalari · Root canal instruments
Instruments à canaux · Instrumentos para tratamientos de los nervios



01
2



fig. 2

0100.DT06.02

DT08 • DT10
A0 • B0



fig. 3

0100.DT06.03

DT08 • DT10
A0 • B0



fig. 3A

0100.DT06.03A

DT08 • DT10
A0 • B0



fig. 5

0100.DT06.05

DT08 • DT10
A0 • B0



fig. 6

0100.DT06.06

DT08 • DT10
A0 • B0



fig. 6XL

0100.DT06.06XL

DT08 • DT10
A0 • B0



fig. 8

0100.DT06.08

DT08 • DT10
A0 • B0



fig. 8A

0100.DT06.08A

DT08 • DT10
A0 • B0



fig. 9

0100.DT06.09

DT08 • DT10
A0 • B0



fig. 10

0100.DT06.10

DT08 • DT10
A0 • B0



fig. 11

0100.DT06.11

DT08 • DT10
A0 • B0



fig. 12

0100.DT06.12

DT08 • DT10
A0 • B0



fig. 17

0100.DT06.17

DT08 • DT10
A0 • B0



fig. 17A

0100.DT06.17A

DT08 • DT10
A0 • B0



fig. 23

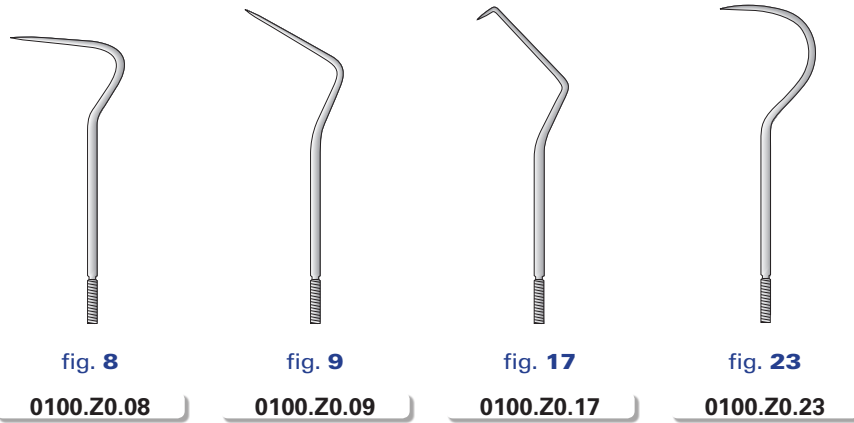

0100.DT06.23

DT08 • DT10
A0 • B0

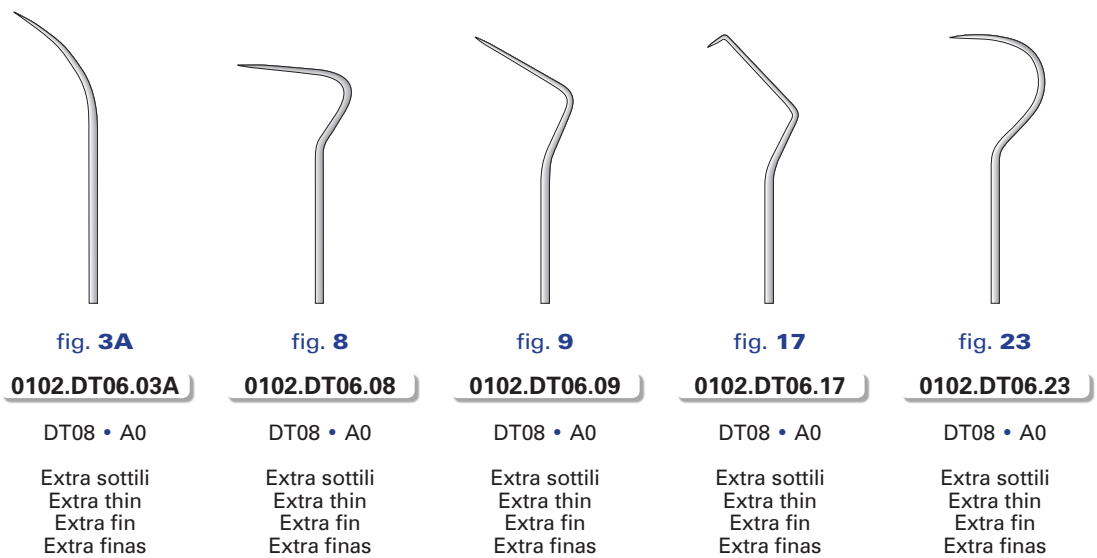
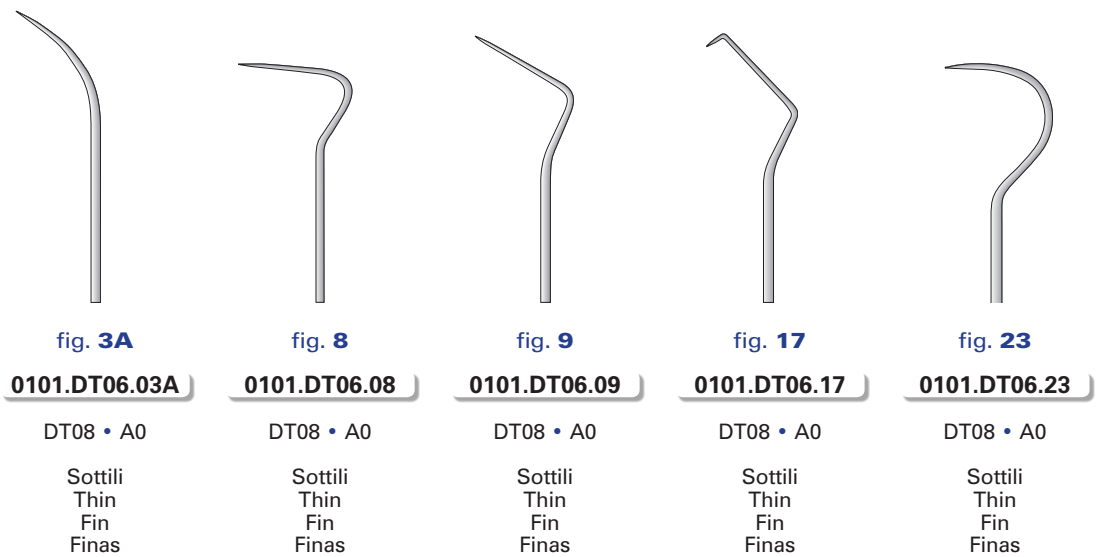
Sonde
Explorers
Explorateurs
Sondas



01
3



Sonde filettate da applicare a tutti i manici per specchietto non cone socket.
Threaded explorers for simple steem mirror handles.
Explorateurs filetées pour tous les manches à miroirs non cone socket.
Sondas roscadas para aplicar en todos los mangos para espejos de boca no cone socket.



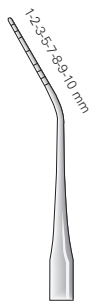
01
4



Williams

0103.DT06.01

DT08 • DT10
A0



Merritt A

0103.DT06.02

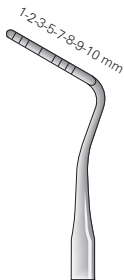
DT08 • DT10
A0



Merritt B

0103.DT06.03

DT08 • DT10
A0



Goldman-Fox

0103.DT06.04

DT08 • DT10
A0



Univ. Michigan

0103.DT06.05

DT08 • DT10
A0



fig. 26 G

0103.DT06.26G

DT08 • DT10
A0



Mercury

0103.DT06.07

DT08 • DT10
A0




fig. CP-C

0106.A0.CP01

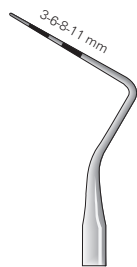


fig. CP 11

0106.DT06.CP11

DT08 • DT10
A0

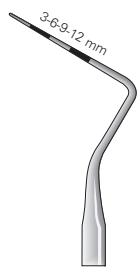


fig. CP 12

0106.DT06.CP12

DT08 • DT10
A0



fig. CP 12S

0106.DT06.CP12S

DT08 • DT10
A0



fig. BF 1

0106.DT06.BF1

DT08 • DT10
A0

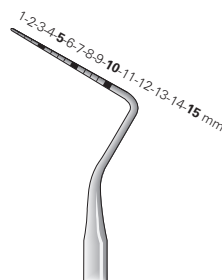


fig. CP 15

0106.DT06.CP15

DT08 • DT10
A0



fig. CP 18

0106.DT06.CP18

DT08 • DT10
A0

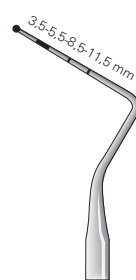


fig. WHO

0106.DT06.WHO

DT08 • DT10
A0

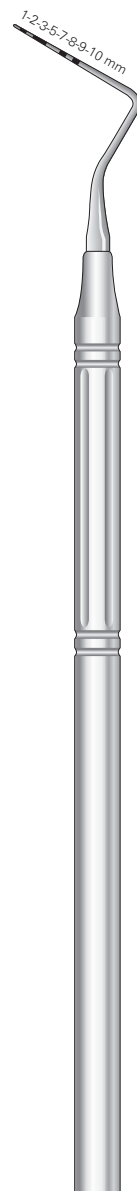


fig. CP 10

0106.DT06.CP10

DT08 • DT10
A0



fig. **2A**

0110.DT08.02A

DT06 • DT10
A0 • G0



fig. **3**

0110.DT08.03

DT06 • DT10
A0 • G0



fig. **6/3**

0110.DT08.06/03

DT06 • DT10
A0 • G0



fig. **6/23**

0110.DT08.06/23

DT06 • DT10
A0 • G0



fig. **23/17**

0110.DT08.23/17

DT06 • DT10
A0 • G0



fig. **23/17A**

0110.DT08.23/17A

DT06 • DT10
A0 • G0



fig. **UT 1/2**

0110.DT08.UT1/2

DT06 • DT10
A0 • G0




fig. **09/17**

0110.DT08.09/17

DT06 • DT10
A0 • G0




fig. **11/12**

0113.DT08.11/12

DT06 • DT10
A0 • G0



fig. **23/17A**

0110.DT08.23/17A

DT06 • DT10
A0 • G0



fig. **UT 1/2**

0110.DT08.UT1/2

DT06 • DT10
A0 • G0



fig. **09/17**

0110.DT08.09/17

DT06 • DT10
A0 • G0



fig. **11/12**

0113.DT08.11/12

DT06 • DT10
A0 • G0




fig. **23/17A**

0110.DT08.23/17A

DT06 • DT10
A0 • G0



fig. **UT 1/2**

0110.DT08.UT1/2

DT06 • DT10
A0 • G0



fig. **09/17**

0110.DT08.09/17

DT06 • DT10
A0 • G0

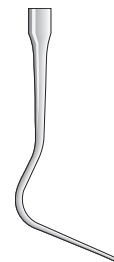


fig. **11/12**

0113.DT08.11/12

DT06 • DT10
A0 • G0



fig. **2**

0110 .DT08.02

DT06 • DT10
A0 • G0



Dentag

Sonde doppie millimtrate

Double – ended periodontal probes

Sondes parodontales doubles

Sondas periodontales dobles

01
6



fig. GF/3

0116.DT08.03/GF

DT06 • DT10
A0 • G0



fig. UM/3

0116.DT08.03/UM

DT06 • DT10
A0 • G0



fig. W/3

0116.DT08.03/W

DT06 • DT10
A0 • G0

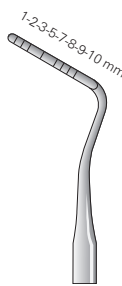


fig. GF/6

0116.DT08.06/GF

DT06 • DT10
A0 • G0



fig. UM/6

0116.DT08.06/UM

DT06 • DT10
A0 • G0



fig. W/6

0116.DT08.06/W

DT06 • DT10
A0 • G0

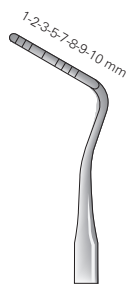


fig. GF/17

0116.DT08.17/GF

DT06 • DT10
A0 • G0



fig. UM/17

0116.DT08.17/UM

DT06 • DT10
A0 • G0



fig. W/17

0116.DT08.17/W

DT06 • DT10
A0 • G0

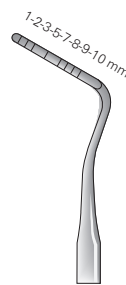


fig. GF/23

0116.DT08.23/GF

DT06 • DT10
A0 • G0



fig. UM/23

0116.DT08.23/UM

DT06 • DT10
A0 • G0




fig. W/23

0116.DT08.23/W

DT06 • DT10
A0 • G0



Sonde
Explorers
Explorateurs
Sondas



fig. **GF/W**
0117.DT06.GF/W
DT08 • DT10
A0 • G0



NABERS 1
0119.DT06.01N
DT08 • DT10
A0 • G0



NABERS 2
0119.DT06.02N
DT08 • DT10
A0 • G0



NABERS 2Q
0119.DT06.02QN
DT08 • DT10
A0 • G0




fig. **16/17**
0113.DT08.16/17
DT08 • DT10
A0 • G0



fig. **16/23**
0113.DT08.16/23
DT08 • DT10
A0 • G0



fig. **16/01**
0113.DT08.16/01
DT08 • DT10
A0 • G0





Dentag

Sonde doppie millimtrate
 Double – ended periodontal probes
 Sondes parodontales doubles
 Sondas periodontales dobles

01
8




fig. 08/CP12

0121.DT06.08/CP12

DT08 • DT10
A0 • G0

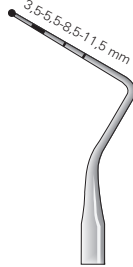


fig. 08/WHO

0121.DT06.08/WHO

DT08 • DT10
A0 • G0



fig. 17/CP11

0121.DT06.17/CP11

DT08 • DT10
A0 • G0



fig. 17/CP12

0121.DT06.17/CP12

DT08 • DT10
A0 • G0

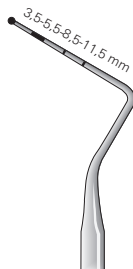



fig. 17/WHO

0121.DT06.17/WHO

DT08 • DT10
A0 • G0

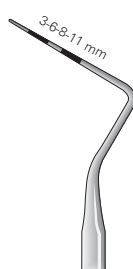


fig. 23/CP11

0121.DT06.23/CP11

DT08 • DT10
A0 • G0



fig. 23/CP12

0121.DT06.23/CP12

DT08 • DT10
A0 • G0



fig. 23/WHO

0121.DT06.23/WHO

DT08 • DT10
A0 • G0



fig. 08/CP11

0121.DT06.08/CP11

DT08 • DT10
A0 • G0




fig. 23/UNC15

0121.DT06.23/UNC15

A0

Strumenti per trattamenti canalari

Root canal instruments

Instruments à canaux .

Instrumentos para tratamientos de los nervios

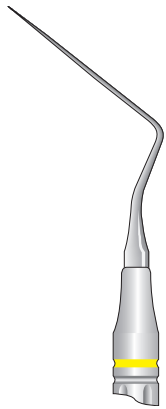


fig. 20

0201.DT06.20

A0

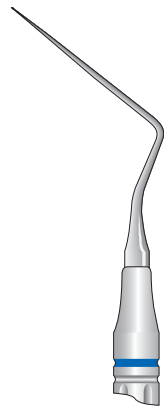


fig. 30

0201.DT06.30

A0

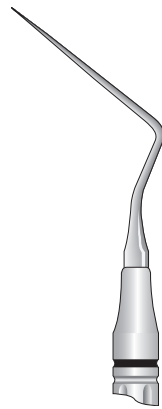


fig. 40

0201.DT06.40

A0

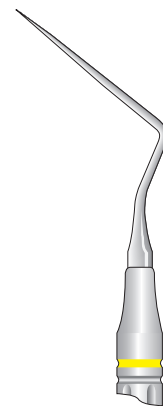



fig. 50

0201.DT06.50

A0



02
9

SPREADERS

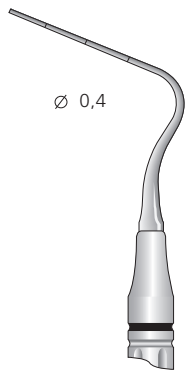


fig. 40

0204.DT06.40

A0

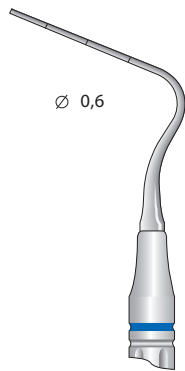


fig. 60

0204.DT06.60

A0

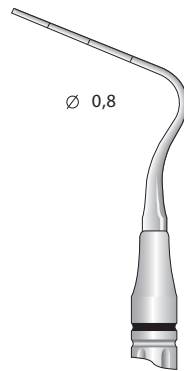


fig. 80

0204.DT06.80

A0

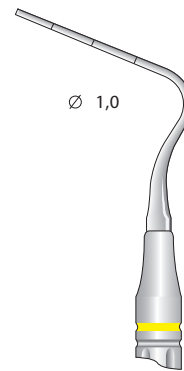


fig. 100

0204.DT06.100

A0

PLUGGERS

fig. 120

0201.DT06.120

A0



02
10




fig. 0

0250.B0.00



fig. 2

0250.DT06.02

DT08 • A0
G0



fig. 1

0250.DT06.01

DT06 • A0
G0